

# DualMode T

## T 1000 Series

### Flexible Automation With a Proven Partner

Crown's T 1000 Series DualMode Tow Tractor embraces the advantages of Crown's TC Series, featuring robust chassis and component design and the power and performance to keep materials moving shift after shift. With the added capability to operate autonomously, the T 1000 Series provides for flexible implementation of automation with one vehicle designed to operate in manual or automated mode at the flip of a switch.



#### Reliable

Integrated automation technology provides excellent durability and protection in both full autonomous or manual modes. Sophisticated communication and control architecture ensures reliable, scalable performance to accommodate dynamic changes in the production plan.



#### Flexible

DualMode vehicles utilize a simple switch to select between the automated and manual operating modes. Trained employees can operate the intuitive user interface to return to autonomous operation once manual maneuvers are completed.



#### Performance

The T 1000 Series DualMode Tow Tractor capitalizes on the capabilities of each automation and lift truck component to enhance overall system performance.



#### Adaptable

Crown's T 1000 Series, equipped with DualMode and multiple navigation technologies, makes it easy for you and the Crown automation team to collaborate to choose the right fit for your application.



#### Scalable

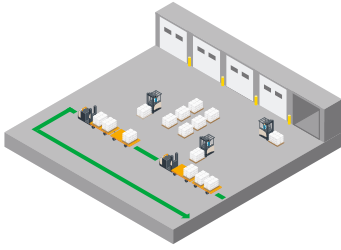
Crown's automation solutions can support application requirements throughout a broad range of size and complexity across one or many locations. Choose a solution that evolves with your needs and continues to leverage your investments along the way.



#### Support

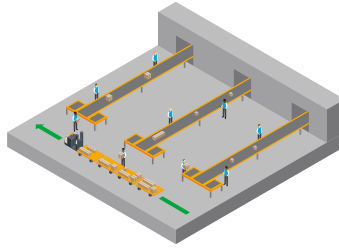
Benefit from the knowledge and experience of a dedicated automation team, with on-boarding and training programs designed to help you begin generating ROI from the start and at every step throughout your automation journey.

# DualMode T Series Applications



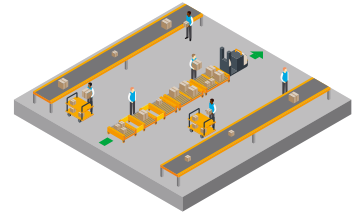
## Inbound to Warehouse

Transportation of inbound goods from receiving with automated delivery to the warehouse for short or long term storage



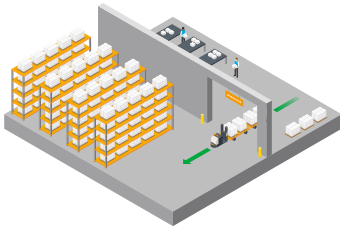
## Warehouse to Lineside

Delivery of raw materials, kitted components or consumables to the manufacturing line from the warehouse



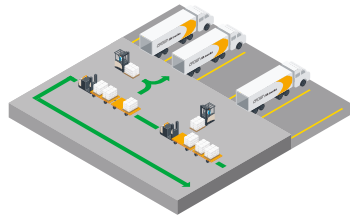
## Work in Process

Delivery or replenishment of WIP materials throughout the manufacturing or assembly process



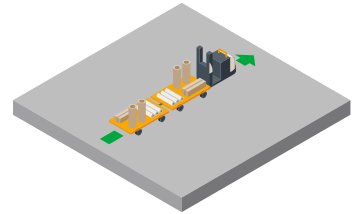
## Finished Goods to Warehouse

Transportation of finished goods from manufacturing/assembly to warehouse for storage to await outbound shipment



## Warehouse to Outbound

Transportation of full pallet loads from the warehouse and delivered to the dock for outbound shipment



## Non-Conveyable Transport

Transportation and delivery of oversized materials or products, not suitable to be transported by a conveyor system

## General Specifications

General				Dimensions & Performance		Features		
Power	Operator Type	Load Capacity lb (kg)	Rated Drawbar Pull Normal / Max lbf (N)	Turning Radius (without carts) in (mm)	Max. Travel Speed with / without load mph / (kph)	Hitch Functionality	Charge Functionality	Ramps
Electric: Lead-Acid Lithium-Ion	DualMode	T 1000-66 6,600 (3,000)	270 / 720 (1,200) / (3,200)	60.6 (1,538)	T 1000-66 4.5 (7.2) / 4.5 (7.2)	Auto / Manual Hitch	Auto / Manual Charge	7% maximum grade (speed varies with grade)
		T 1000-110 11,000 (5,000)			T 1000-110 3.4 (5.4) / 3.4 (5.4)			

**Contact your local Crown dealer for more information on the T 1000 Series Tow Tractor or other DualMode solutions.**



**Crown Equipment Corporation**  
New Bremen, Ohio 45869 USA  
**Tel** 419-629-2311  
**Fax** 419-629-2099  
crown.com

Because Crown is continually improving its products, specifications are subject to change without notice.

Crown Lift Trucks with Gena Operating Systems are connected products. Please see crown.com for the data use policy to learn more.

Crown, the Crown logo, the color beige, the Momentum symbol, the DualMode logo and the Automation logo are trademarks of Crown Equipment Corporation in the United States and other countries.

Copyright 2020 Crown Equipment Corporation  
SF20299 Rev. 01-21  
Printed in U.S.A.