

**CROWN**

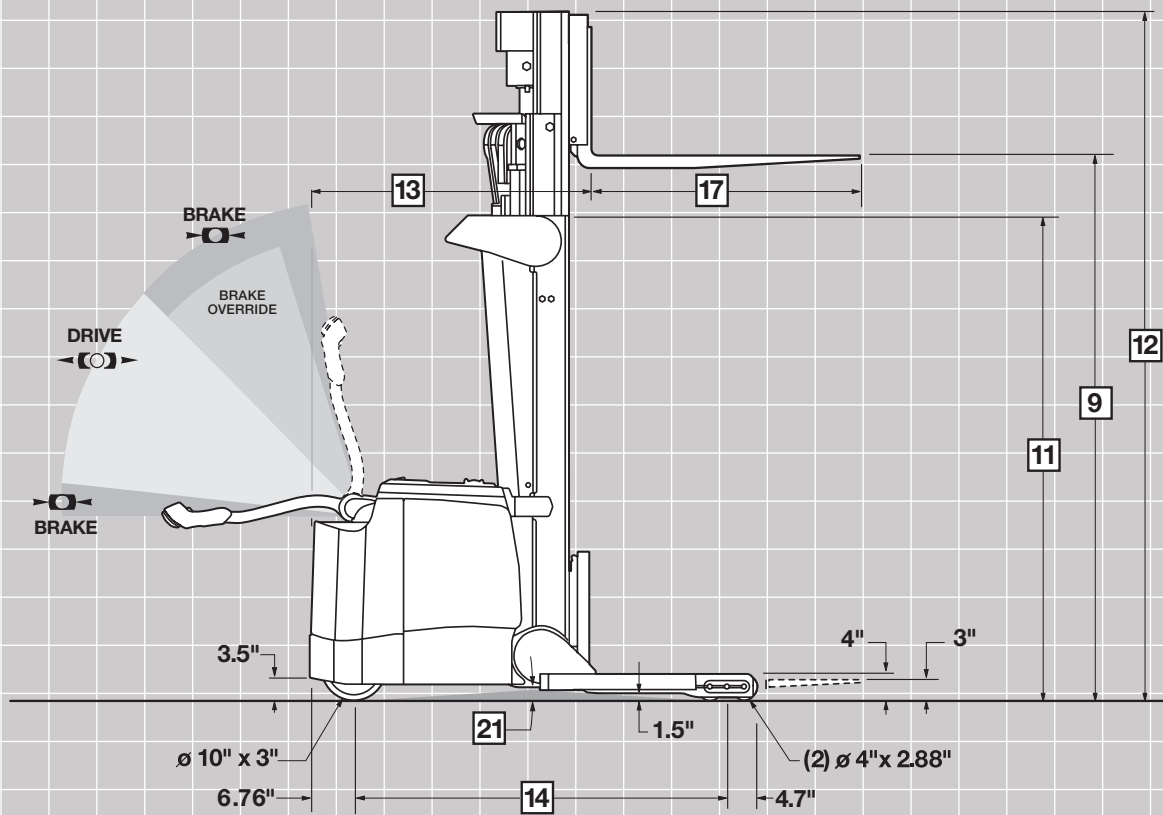
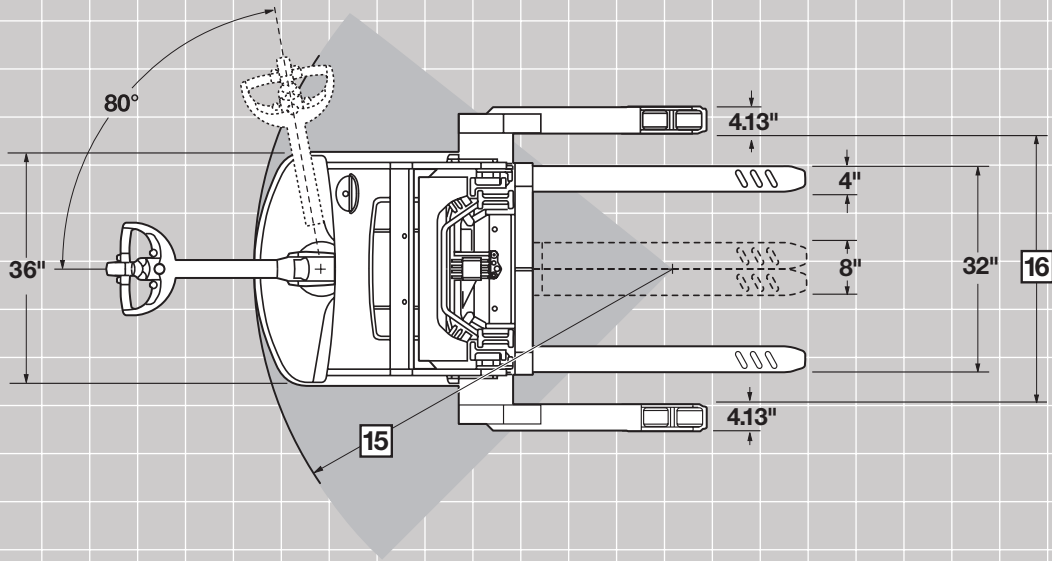
# SH 5500 SERIES

## Profile Sheet

Heavy-Duty Walkie  
Straddle Stacker



# SH 5500 Series



# SH 5500 Series

General Information	1	<b>Manufacturer</b>	Crown Equipment Corporation		
	2	<b>Model</b>	SH 5520-40	SH 5540-40	
	3	<b>Load Capacity</b>	lb	See Chart	See Chart
	4	<b>Load Center</b>	in	24	24
	5	<b>Power</b>	Electric	24 Volts	24 Volts
	6	<b>Operator Type</b>	Walkie	Stacker	Stacker
	7	<b>Tire Type</b>	Load/Drive	Poly/Vulkolan	Poly/Vulkolan
	8	<b>Wheels (x=driven)</b>	Load/Drive	4/1x	4/1x
Dimensions	9	<b>Lifting Height</b>	in	See Chart	See Chart
	13	<b>Head Length*</b>	in	36.8	43.3
	14	<b>Wheelbase</b>	in	51.4	57.9
	15	<b>Turning Radius</b>	in	58.2	64.8
	16	<b>Inside Straddle</b>	in	34 - 50 inches in 2" increments	
17	<b>Forks</b>	Standard LxWxT	in	36 x 4 x 1.75	
		Optional Lengths	in	30, 39, 42, 45, 48, 54, 60	
21	<b>Grade Clearance</b>	%	9	8	
22	<b>Battery</b>	Min Weight/Max Amp		510 / 300	975 / 660
		Max Battery Size WxLxH		6.62 x 34.37 x 24.8**	13.12 x 31.10 x 24.8
Cable Lead Length/Connector Position				20" / B	

\* Add 2.1" for Side Shift

\*\* Optional 30 amp on-board charger available

Mast and Weight	<b>Mast Type</b>		<b>TL - Limited Free Lift</b>		<b>TT - Triple Telescopic</b>			
	9	<b>Lifting Height</b>	in	127.5	150.5	156	192	
	3	<b>Load Capacity</b>	SH 5520-40	lb	4000	4000	4000	na
			SH 5540-40	lb	4000	4000	4000	4000*
	10	<b>Free Lift w/o LBR</b>	in	6	6	52.5	66.5	
	11	<b>Collapsed Height</b>	in	83.5	95.5	75	89	
	12	<b>Extended Height**</b>	in	150	173	178.5	214.5	
	23	<b>Min ID Straddle Width</b>	in	34	34	38	42	
24	<b>Truck Weight w/o Battery***</b>	SH 5520-40	lb	3025	3130	3570	na	
		SH 5540-40	lb	2840	2945	3385	3620	

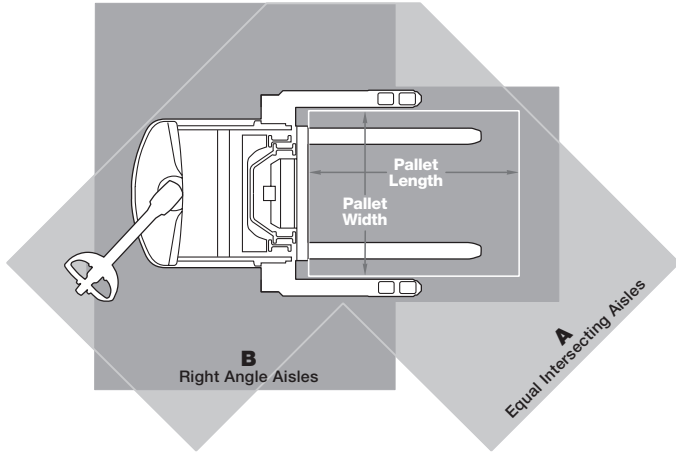
\* Up to 156", 3000 lb at 192"

\*\* Add 24.7" with Load Backrest

\*\*\* Add 85 lb for Load Backrest

Add 120 lb for Side Shift

## Aisle Planning Guide



### SH 5520

Pallet Width		Pallet Length									
		30		36		40		42		48	
		A	B	A	B	A	B	A	B	A	B
36	in	62	67	62	67	62	67	62	67	62	80
40	in	64	68	64	68	64	68	64	68	64	79
42	in	65	69	65	69	65	69	65	69	65	78
48	in	68	71	68	71	68	71	68	71	68	75

### SH 5540

Pallet Width		Pallet Length									
		30		36		40		42		48	
		A	B	A	B	A	B	A	B	A	B
36	in	65	72	65	72	65	72	65	73	65	85
40	in	67	73	67	73	67	73	67	73	67	84
42	in	69	74	69	74	69	74	69	74	69	83
48	in	72	76	72	76	72	76	72	76	72	80

A = Equal Intersecting Aisles  
 B = Right Angle Aisles

Add 2.5" if side shift option is used.  
 Add 6" to 12" to all aisle dimensions for maximum maneuverability.



**Crown Equipment Corporation**  
 New Bremen, Ohio 45869 USA  
**Tel** 419-629-2311  
**Fax** 419-629-3796  
 crown.com

You can count on Crown to build lift trucks designed for safe operation, but that's only part of the safety equation. Crown encourages safe operating practices through ongoing operator training, safety-focused supervision, maintenance and a safe working environment. Go to [crown.com](http://crown.com) and view our safety section to learn more.

Because Crown is continually improving its products, specifications are subject to change without notice.

Crown, the Crown logo, the color beige, the Momentum symbol, Access 1 2 3, InfoPoint, InfoLink and X10 Handle are trademarks of Crown Equipment Corporation.

Copyright 2012 Crown Equipment Corporation  
 SF18790 01/12  
 Printed in U.S.A.